



## Demographic Profile of Wichita Unemployment Insurance Beneficiaries Q3 2014

The Bureau of Labor Statistics defines an unemployed person as one 16 years and older having no employment and having made specific efforts to find employment in the past four weeks. By this definition, there was an average of 17,436 unemployed people in the Wichita metropolitan area in the third quarter of 2014, approximately 46 percent of whom collected unemployment insurance benefits.<sup>1</sup> In the third quarter of 2014 there were approximately 8,027 people, age 16 and over, who collected unemployment insurance benefits. That is an increase of approximately 4 percent from the second quarter.

Educational attainment is a leading indicator of unemployment. The higher the level of education, the less likely a person will be unemployed. In the Wichita area 32.4 percent of the labor force, age 25 to 64, have no more education than a high school diploma. Of those receiving unemployment benefits, 57.1 percent have no more education than a high school diploma.

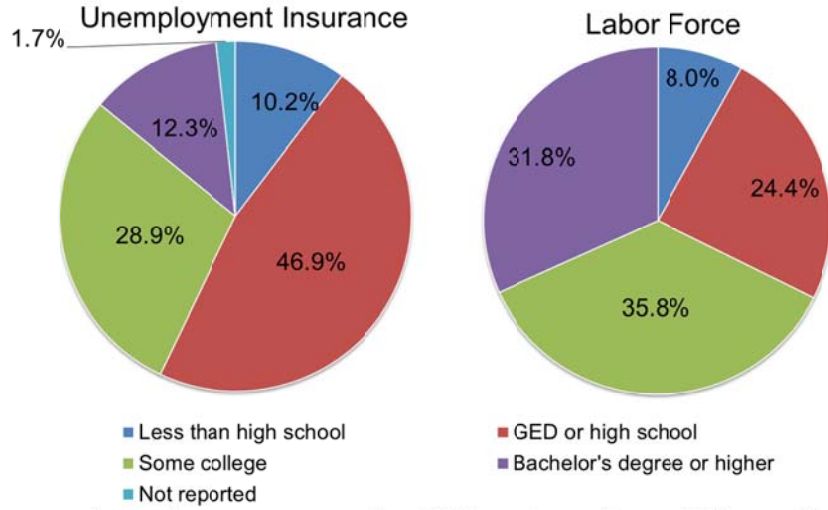
<b>Wichita MSA Unemployment Insurance Beneficiaries</b>						
<b>25-64 years old</b>						
	Q2 2014		Q3 2014		Change	
	#	%	#	%	#	%
Less than high school	626	9.5%	672	9.8%	46	7.3%
GED or high school	2,858	43.6%	3,171	46.0%	313	11.0%
Some college	1,955	29.8%	2,006	29.1%	51	2.6%
Bachelor's degree or higher	998	15.2%	920	13.4%	(78)	-7.8%
Not Reported	125	1.9%	118	1.7%	(7)	-5.6%
<b>Total</b>	<b>6,562</b>	<b>100.0%</b>	<b>6,887</b>	<b>100.0%</b>	<b>325</b>	<b>5.0%</b>

Source: Kansas Department of Labor

Between the second and third quarters of 2014, the number of unemployment beneficiaries in all educational attainment categories increased, with the exception of those with a bachelor's degree or higher.

<sup>1</sup> The Kansas Department of Labor provided detailed unemployment beneficiary demographic data for first quarter 2014 at the county level, which was aggregated to the Wichita MSA.

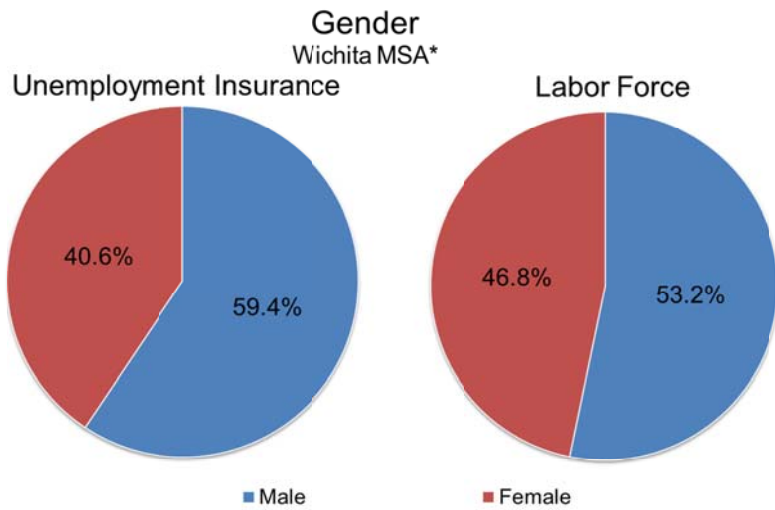
## Educational Attainment Wichita MSA\*



Source: Kansas Department of Labor, U.S. Census Bureau, \*Persons 25-64 years old

## Gender

In the third quarter, a person in the Wichita area receiving unemployment insurance benefits is 1.5 times more likely to be male as female. This is up from 1.1 times more likely to be a male than a female in the second quarter. This can be attributed to a seasonal decreased in the number of females receiving benefits as the result of the beginning of the school year.



Source: Kansas Department of Labor, U.S. Census Bureau, \*Persons 16 years and over

<b>Wichita MSA Unemployment Insurance Beneficiaries by Gender and Education 16 Years and over</b>						
<b>Female</b>	Q2 2014		Q3 2014		Change	
	#	%	#	%	#	%
Less than high school	347	4.5%	382	4.8%	35	10.1%
GED or high school	1,530	19.9%	1,394	17.4%	(136)	-8.9%
Some college	1,164	15.1%	971	12.1%	(193)	-16.6%
Bachelor's degree or higher	571	7.4%	474	5.9%	(97)	-17.0%
Not Reported	54	0.7%	35	0.4%	(19)	-35.2%
<b>Total</b>	<b>3,666</b>	<b>47.6%</b>	<b>3,256</b>	<b>40.6%</b>	<b>(410)</b>	<b>-11.2%</b>
<b>Male</b>	Q2 2014		Q3 2014		Change	
	#	%	#	%	#	%
Less than high school	404	5.2%	439	5.5%	35	8.7%
GED or high school	1,916	24.9%	2,369	29.5%	453	23.6%
Some college	1,115	14.5%	1,346	16.8%	231	20.7%
Bachelor's degree or higher	517	6.7%	513	6.4%	(4)	-0.8%
Not Reported	87	1.1%	104	1.3%	17	19.5%
<b>Total</b>	<b>4,039</b>	<b>52.4%</b>	<b>4,771</b>	<b>59.4%</b>	<b>732</b>	<b>18.1%</b>

Source: Kansas Department of Labor

## Age

The age distribution of people receiving unemployment benefits has not significantly changed from the second to third quarter of 2014. There are marginally fewer people 45 and over receiving unemployment benefits, 42.7 percent, down from 45.0 percent in the second quarter.

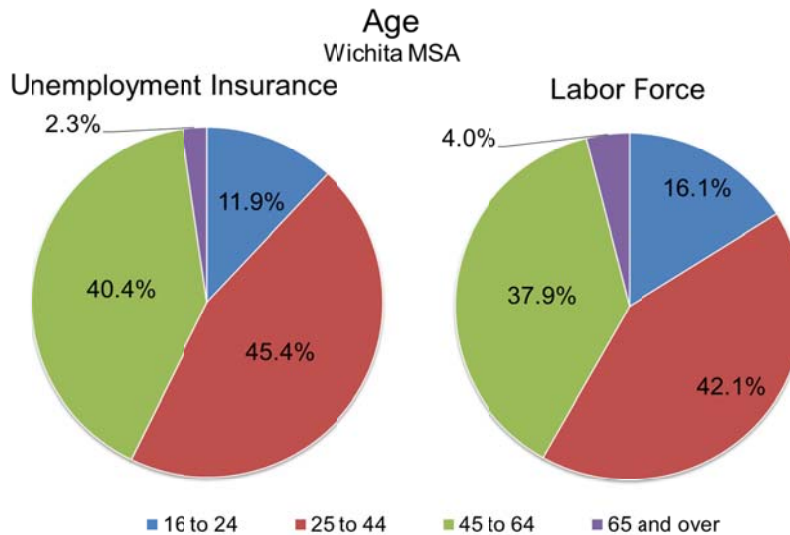
As would be expected, the majority of people receiving unemployment benefits are in the working age population between 25 and 64 years old. Younger working adults, between 25 and 44 years old, are more likely to be receiving unemployment benefits than older working adults, between 45 and 64 years old, at 45.4 percent and 40.4 percent, respectively.<sup>2</sup>

<sup>2</sup> It should be noted that it is possible a significant portion of the unemployed not receiving benefits would be younger adults. The Census Bureau estimates the unemployment rate for 16 to 19 year olds in the Wichita area to be 22.9 percent, and 12.4 percent for 20 to 24 year olds. American Community Survey 2008-2012 5-year estimates

Wichita MSA Unemployment Insurance Beneficiaries by Age and Education					
16 years and over					
	16 to 24	25 to 44	45 to 64	65 and over	Total
Less than high school	1.7%	4.8%	3.6%	0.2%	10.2%
GED or high school	6.5%	19.4%	20.1%	0.9%	46.9%
Some college	3.2%	15.1%	9.9%	0.7%	28.9%
Bachelor's degree or higher	0.3%	5.4%	6.1%	0.5%	12.3%
Not Reported	0.2%	0.7%	0.7%	0.1%	1.7%
<b>Total</b>	<b>11.9%</b>	<b>45.4%</b>	<b>40.4%</b>	<b>2.3%</b>	<b>100.0%</b>

Source: Kansas Department of Labor Totals may not sum due to rounding.

However, age is not a strong indicator of who is likely to be a beneficiary of unemployment insurance in the Wichita labor force. The age distribution of people receiving unemployment insurance closely resembles the age distribution in the labor force. For all age groups, the number of people receiving unemployment benefits decreases with higher levels of educational attainment.



Source: Kansas Department of Labor, U.S. Census Bureau

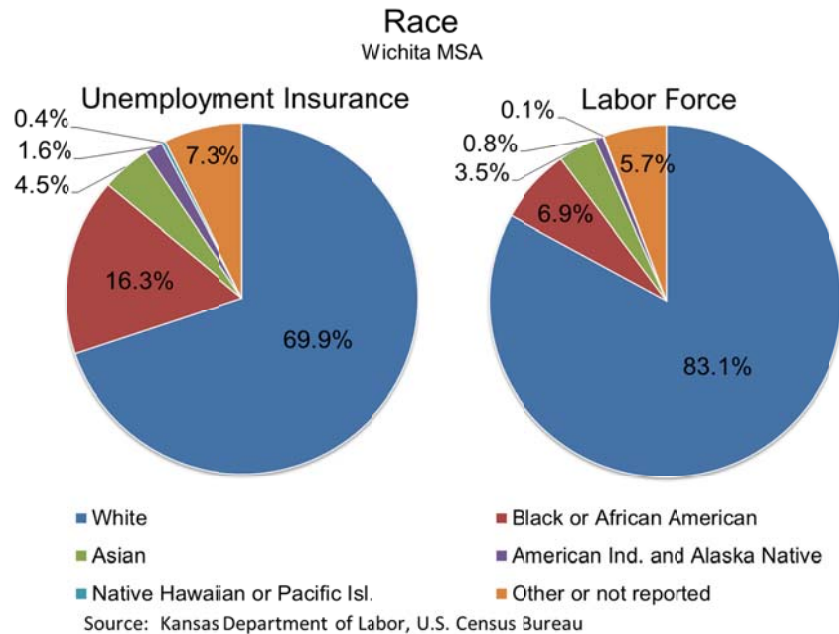
## Race

A person receiving unemployment benefits in the Wichita area is 2.3 times more likely to be white than of a minority race. However, there is a disproportionately higher level of minority workers receiving unemployment benefits when compared to the labor force in the Wichita area. Minority workers account for 17.0 percent of the labor force and 30.1 percent of unemployment insurance beneficiaries. For all races, the number of people receiving unemployment benefits decreases with higher levels of

educational attainment. Between the second and third quarters there was little change in the racial mix of persons receiving unemployment insurance.

Wichita MSA Unemployment Insurance Beneficiaries by Race and Education 16 years and over							
	White	Black or African American	Asian	American Ind. and Alaska Native	Native Hawaiian or Pacific Isl.	Not Reported	Total
Less than high school	5.1%	2.3%	0.7%	0.2%	0.1%	1.8%	10.2%
GED or high school	32.8%	8.0%	2.1%	0.7%	0.2%	3.2%	46.9%
Some college	21.1%	4.8%	0.8%	0.5%	0.1%	1.5%	28.9%
Bachelor's degree or higher	9.7%	1.1%	0.8%	0.2%	0.0%	0.6%	12.3%
Not Reported	1.2%	0.2%	0.2%	0.0%	0.0%	0.2%	1.7%
<b>Total</b>	<b>69.9%</b>	<b>16.3%</b>	<b>4.5%</b>	<b>1.6%</b>	<b>0.4%</b>	<b>7.3%</b>	<b>100.0%</b>

Source: Kansas Department of Labor



CEDBR has this unemployment insurance data available for all Kansas counties and zip codes.

For additional information you may contact us at:

(316) 978-3225

or

cedbr@wichita.edu