

# 2023 KANSAS HOUSING FORECAST

Dr. Stanley D. Longhofer

October 20, 2022



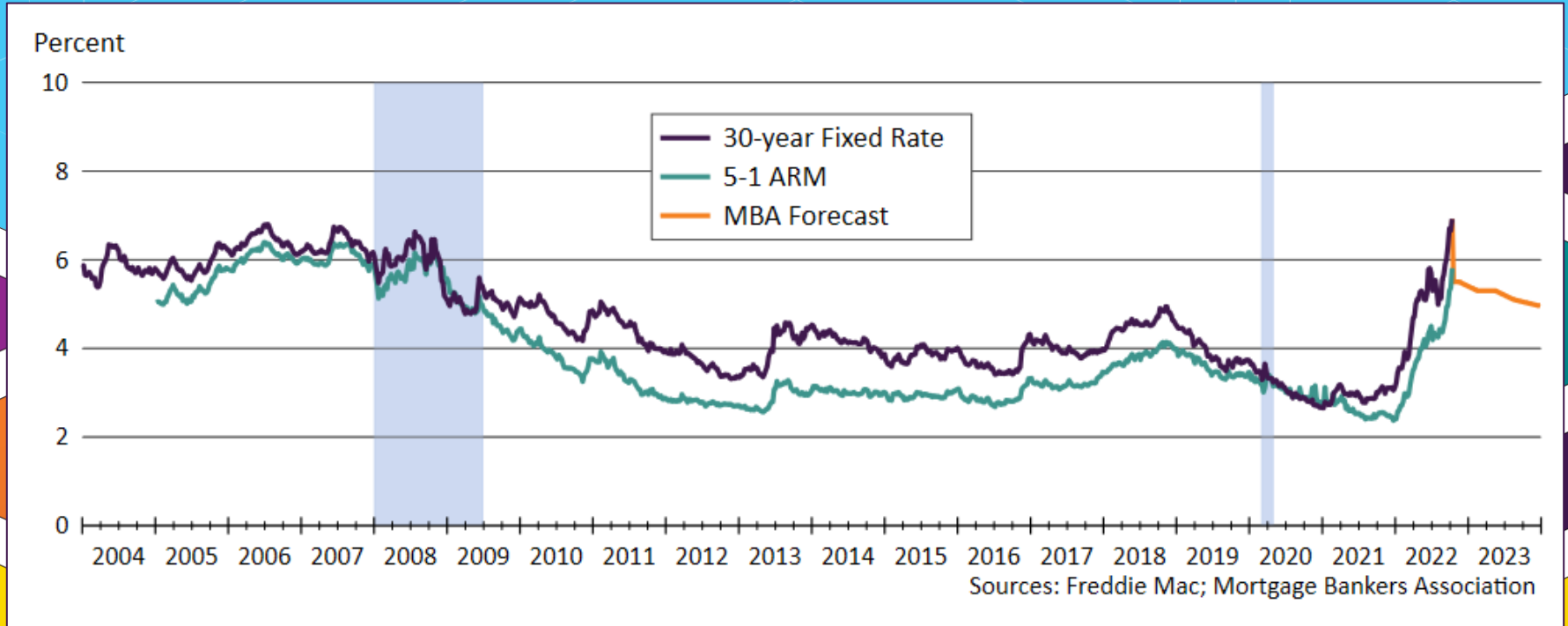
WICHITA STATE  
UNIVERSITY  
W. FRANK BARTON  
SCHOOL OF BUSINESS

# Thanks to



and participating REALTOR®  
MLS systems across Kansas

# Mortgage Rates Forecast



# Hays-Area Home Sales

Units

100

Actual Sales  
Moving Average

80

60

40

20

0

2010

2011

2012

2013

2014

2015

2016

2017

2018

2019

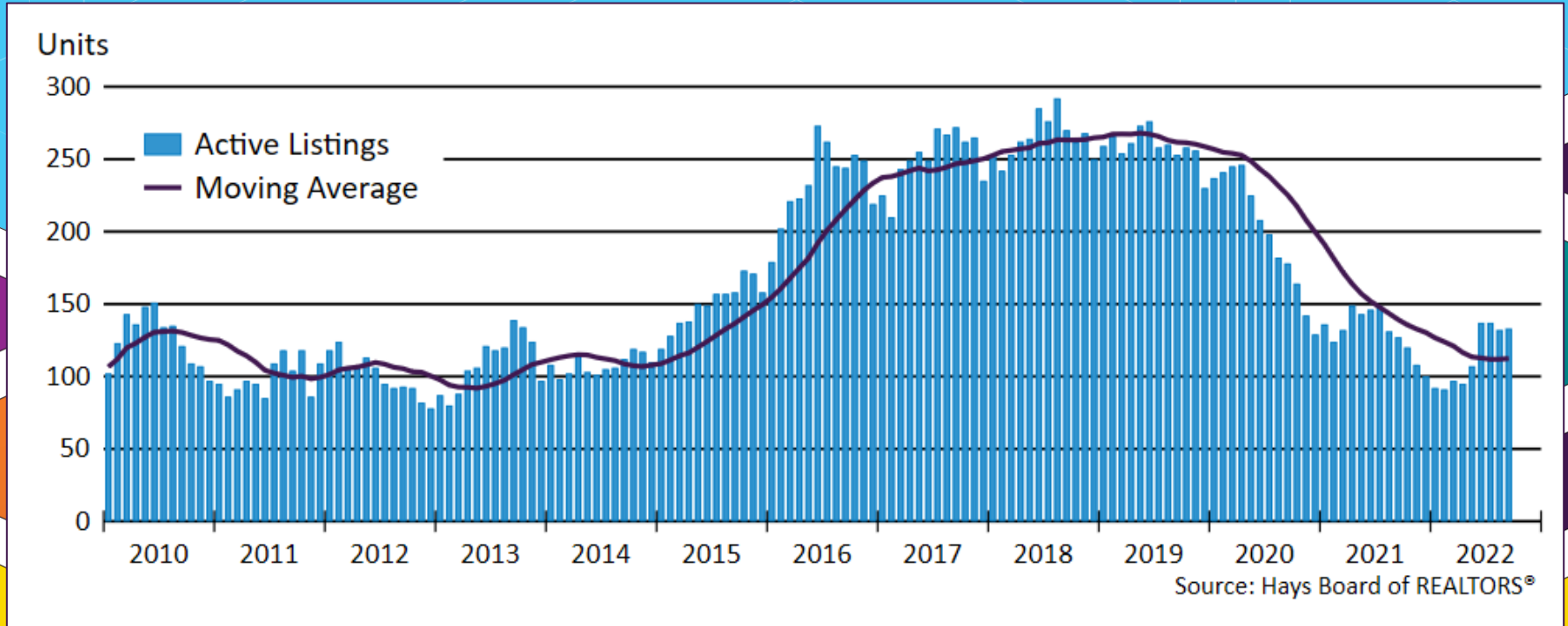
2020

2021

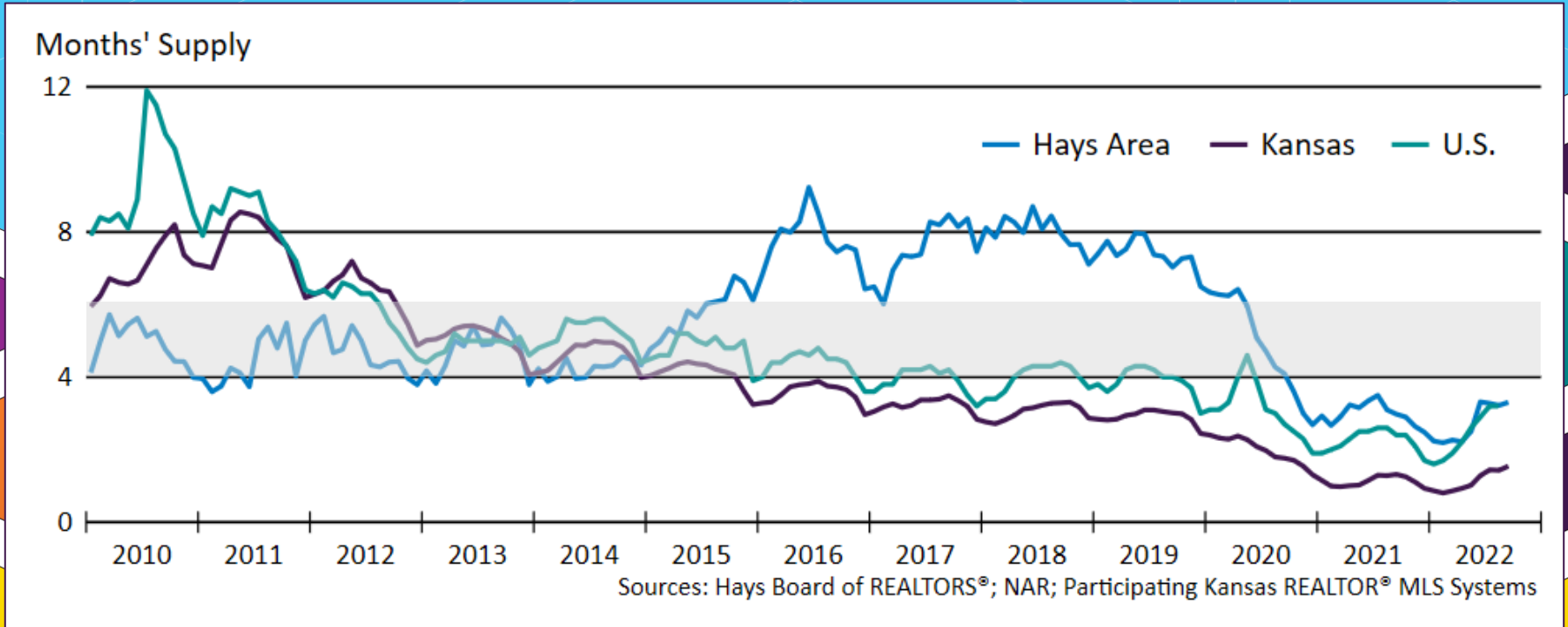
2022

Source: Hays Board of REALTORS®

# Homes Available for Sale in Hays

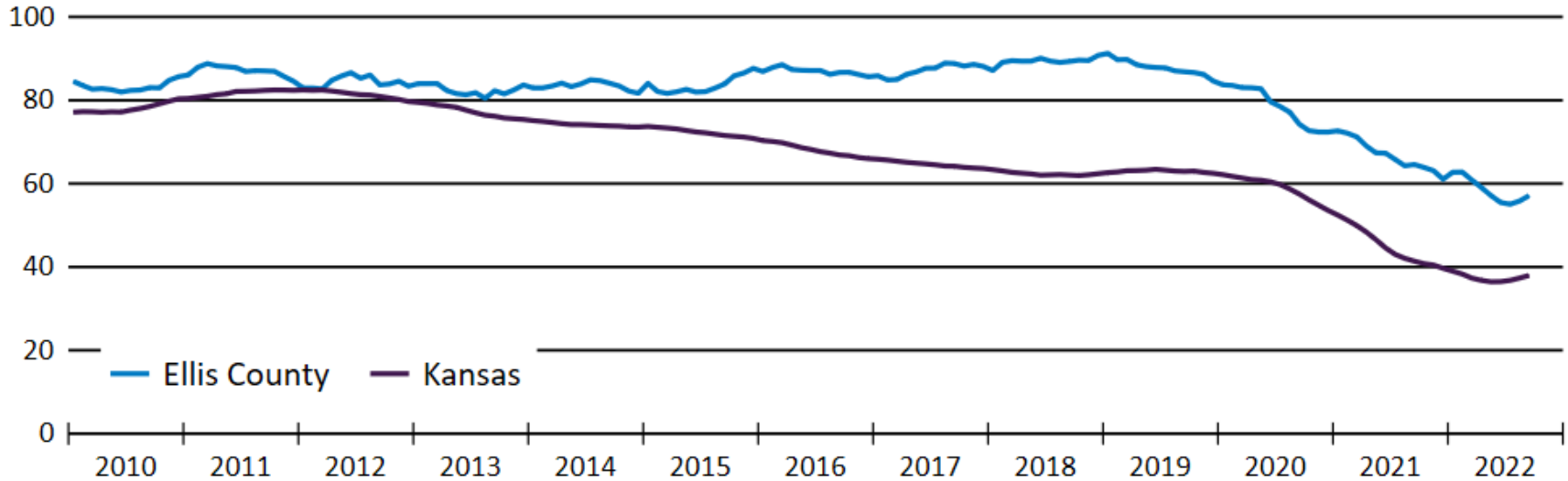


# Inventories of Homes Available for Sale



# Fraction of Homes Selling at a Discount from Original Asking Price

Percent



Source: Participating Kansas REALTOR® MLS Systems

Note: Data are 12-month trailing moving averages

# Median Sale Prices in Hays

Dollars

250,000

200,000

150,000

100,000

50,000

0

■ Median Sale Price  
— Moving Average

2010 2011 2012 2013 2014 2015 2016 2017 2018 2019 2020 2021 2022

Source: Hays Board of REALTORS®



# 2023 Kansas Housing Forecast

	2020 <u>Actual</u>	2021 <u>Actual</u>	2022 <u>Forecast</u>	2023 <u>Forecast</u>
Total Home Sales	44,239 units +7.5%	46,272 units +4.6%	43,100 units -6.9%	44,930 units +4.2%
SF Building Permits	5,975 units +17.4%	6,569 units +9.9%	6,310 units -3.9%	6,255 units -0.9%
Home Price Appreciation	+6.6%	+14.6%	+12.3%	+5.4%

# 2023 KANSAS HOUSING FORECAST

