



---

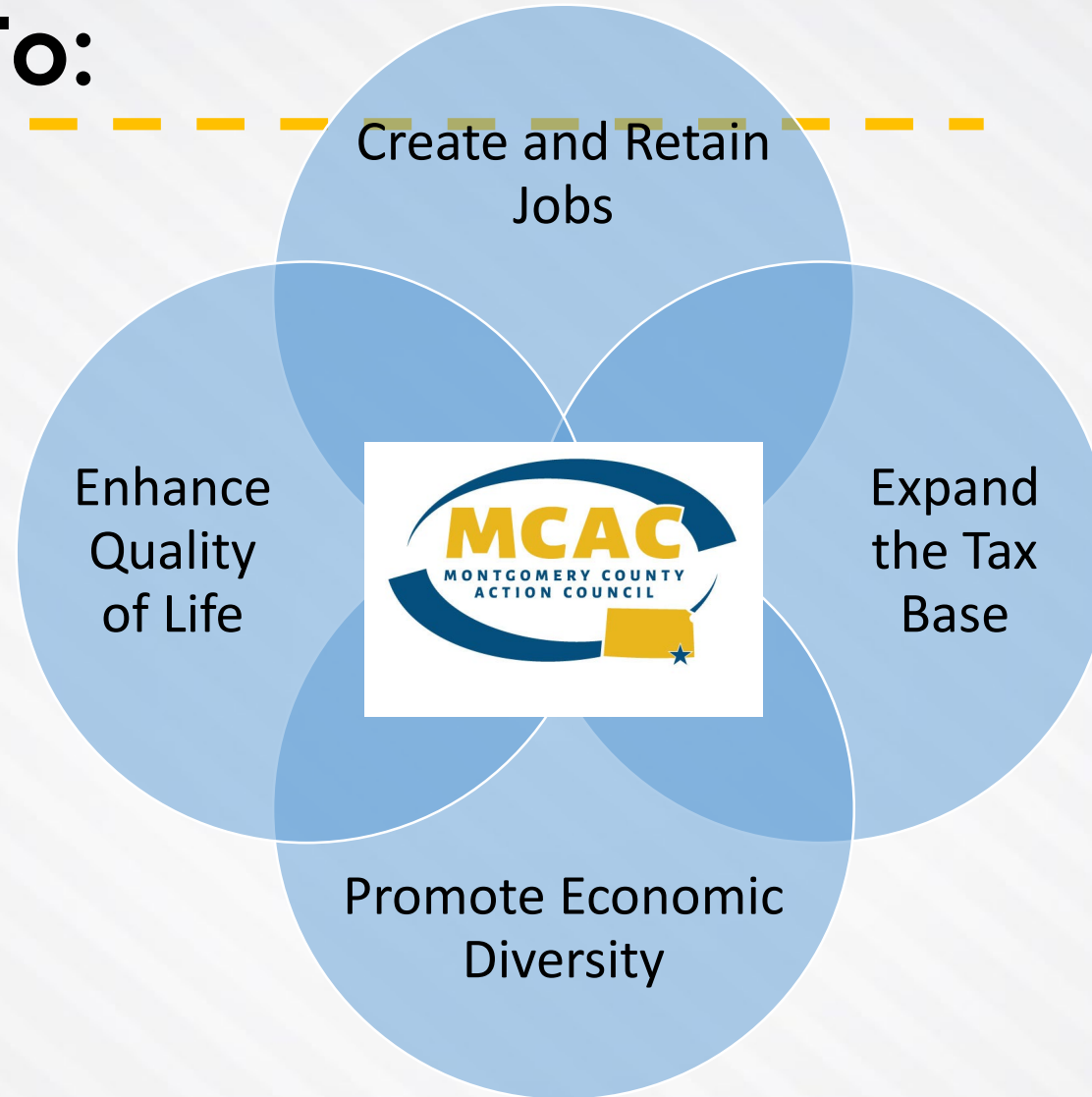
# Montgomery County Economy

Presented by:

Melissa Johnson, Executive Director

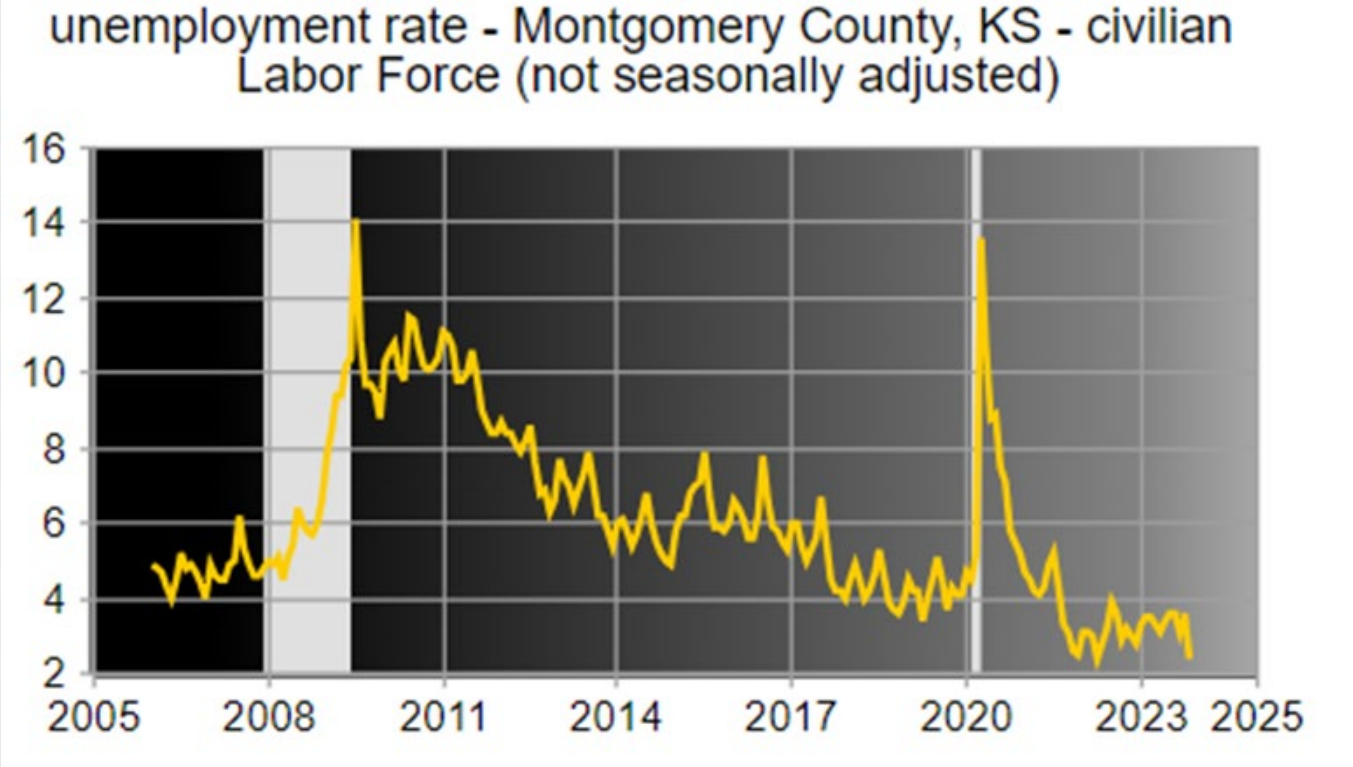
Montgomery County Action Council

# MCAC Works To:



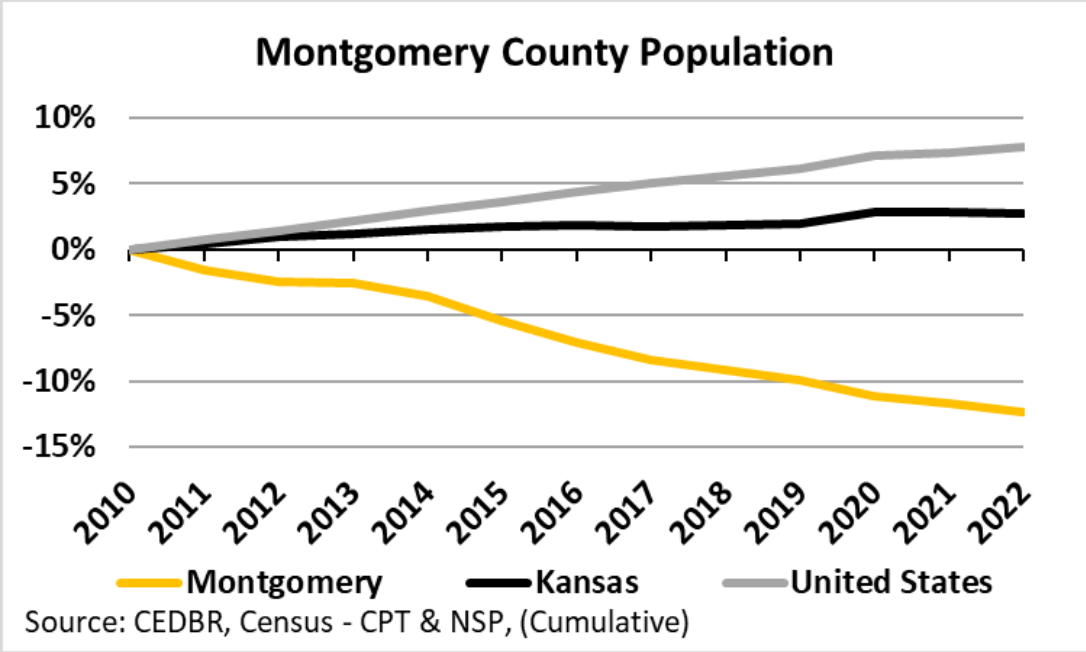
*Holistic Approach to  
Economic Development for Montgomery County*

# Unemployment Rate



As of December 2023,  
Montgomery County  
2.1%

# Population Growth



*Montgomery County has seen an influx of inquiries from individuals looking to invest in our community since 2022.*



[www.bartlettco.com](http://www.bartlettco.com)



# Targeted recruitment & recent industry inquiries from IT Support, Agricultural Feedstock, Housing Development, Food Wholesale & Distribution



# MCAC Talent Attraction Campaign

---

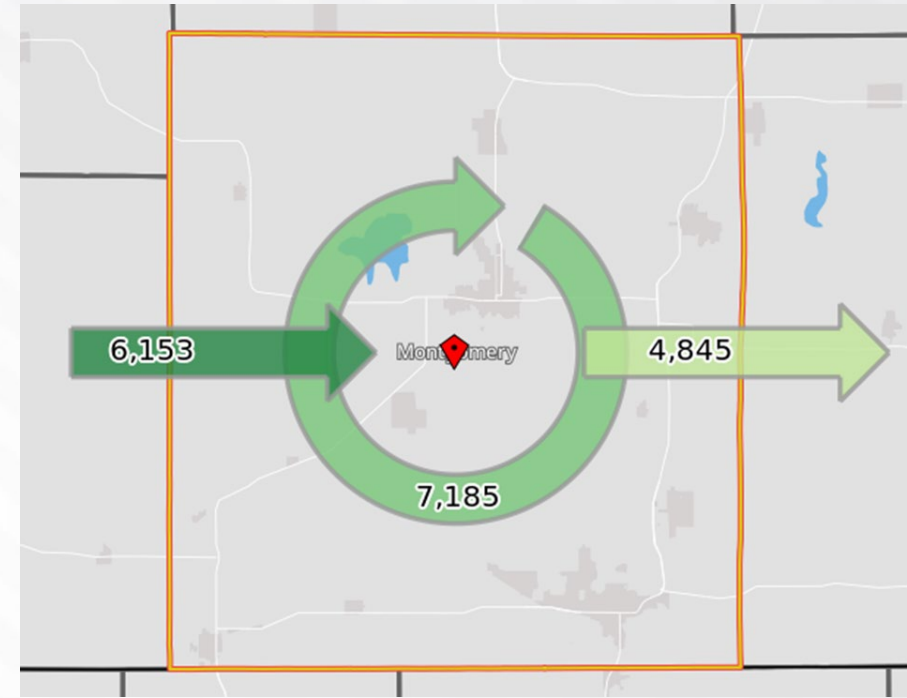
- **Recruit skilled workers** to Montgomery County
- **Retain our local talent:** *Stop brain drain*
- Encourage **skilled trades & entrepreneurship**
- **Phase 1** survey young professionals, **content creation**
- **Phase 2** social media ads highlighting community features
- **Flexible employee incentives** to complement existing incentive programs: Rural Opportunity Zones (ROZ), match employer retention bonuses, down payment assistance, tuition reimbursement, and more.
- Remain competitive in site selection process





# Labor Force Inflow, Internal Flow, and Outflow

- Left: **Inflow** – How many people live outside Montgomery County but commute in to work
- Center: **Inflow** – How many people both live and work in Montgomery County
- Right: **Outflow** – How many people live in Montgomery County but commute out to work
- Source: Census LEHD



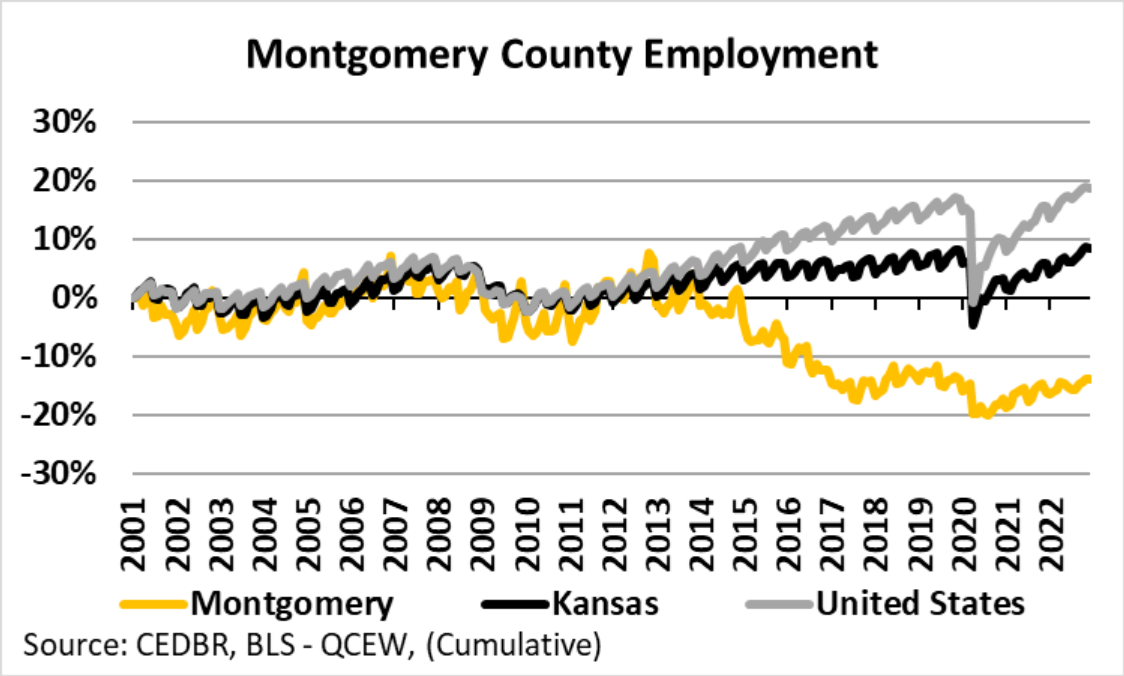
Where Our Workers Live		
County	Count	Share
Montgomery County, KS	7,185	53.9%
Labette County, KS	685	5.1%
Washington County, OK	415	3.1%
Nowata County, OK	393	2.9%
Wilson County, KS	331	2.5%
Crawford County, KS	321	2.4%
Sedgwick County, KS	294	2.2%
Johnson County, KS	290	2.2%
Neosho County, KS	236	1.8%
Cowley County, KS	231	1.7%
All Other Locations	2,957	22.2%

Source: CEDBR, Census - LEHD 2021

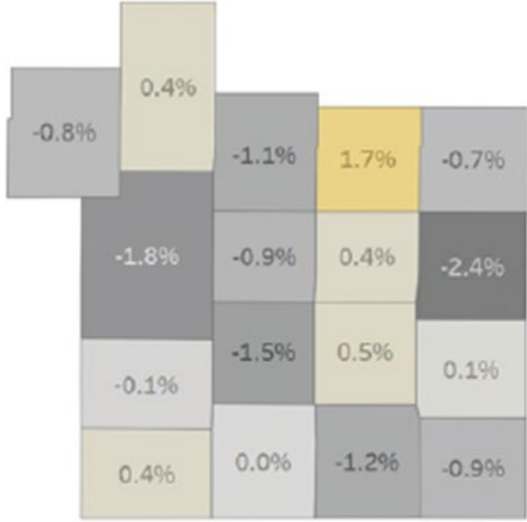
Where Our Residents Work		
County	Count	Share
Montgomery County, KS	7,185	59.7%
Wilson County, KS	576	4.8%
Labette County, KS	538	4.5%
Sedgwick County, KS	395	3.3%
Johnson County, KS	341	2.8%
Crawford County, KS	293	2.4%
Shawnee County, KS	219	1.8%
Neosho County, KS	176	1.5%
Nowata County, OK	169	1.4%
Washington County, OK	144	1.2%
All Other Locations	1,994	16.6%

Source: CEDBR, Census - LEHD 2021

# Employment Growth



### Employment Growth — 2017-2022





# Employment and Wages by Industry

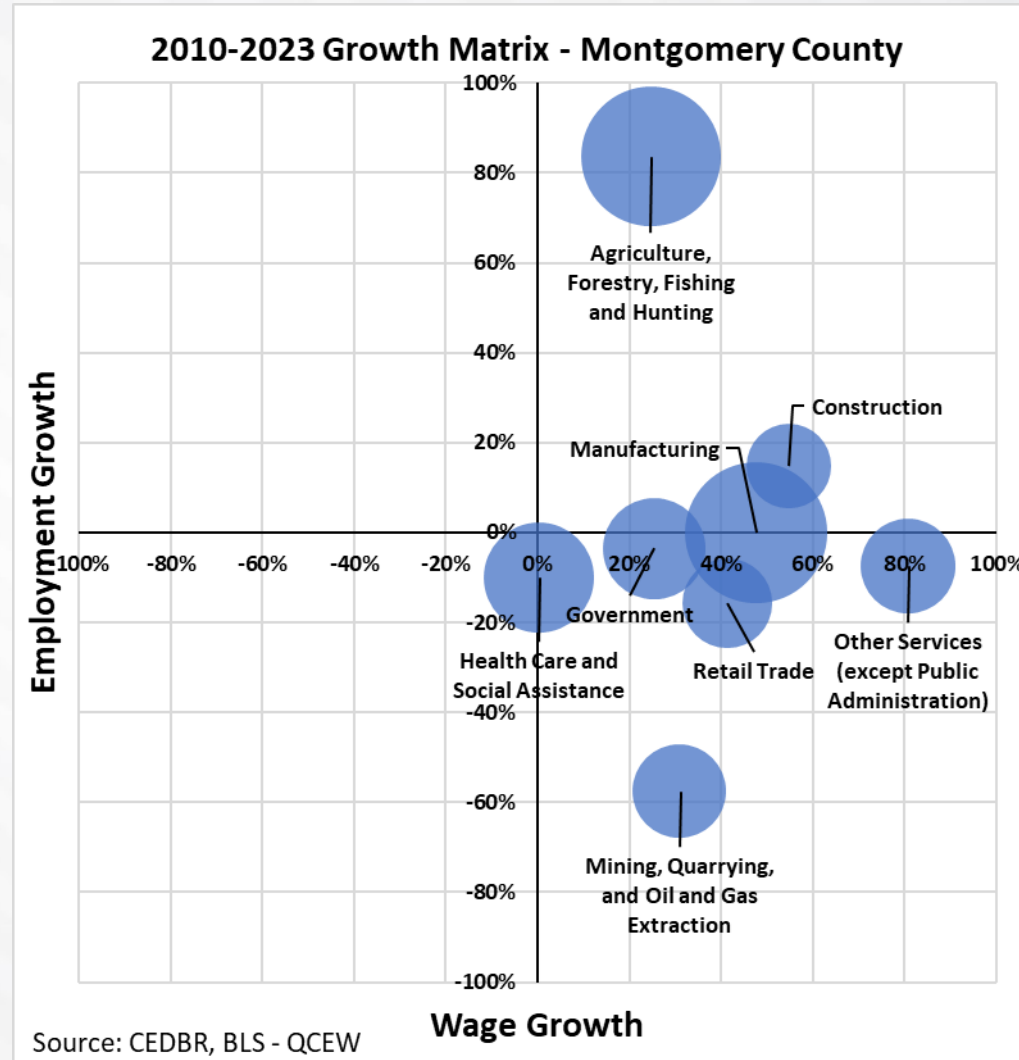
Employment by Industry							
Montgomery County		Employment			Annual Pay		
Industry	2021	2022	Difference	2021	2022	Difference	
Natural Resources and Mining	181	182	0.6%	\$ 38,449	\$ 40,346	4.9%	
Construction	633	584	-7.7%	\$ 61,458	\$ 62,078	1.0%	
2 Manufacturing	2,746	2,894	5.4%	\$ 67,967	\$ 75,282	10.8%	
4 Trade, Transportation, and Utilities	2,279	2,177	-4.5%	\$ 38,298	\$ 41,258	7.7%	
Information	58	62	6.9%	\$ 36,767	\$ 38,888	5.8%	
Financial Activities	345	340	-1.4%	\$ 41,892	\$ 52,321	24.9%	
6 Professional and Business Services	938	1,008	7.5%	\$ 44,349	\$ 46,516	4.9%	
1 Education and Health Services	3,056	3,090	1.1%	\$ 26,671	\$ 28,832	8.1%	
5 Leisure and Hospitality	1,067	1,032	-3.3%	\$ 15,149	\$ 16,054	6.0%	
Other Services	187	300	60.4%	\$ 30,931	\$ 38,618	24.9%	
Federal Government	108	106	-1.9%	\$ 51,616	\$ 53,773	4.2%	
3 Local Government	2,333	2,386	2.3%	\$ 32,902	\$ 33,560	2.0%	
State Government	116	119	2.6%	\$ 40,690	\$ 44,087	8.3%	
<b>Total, All Industries</b>	<b>14,045</b>	<b>14,279</b>	<b>1.7%</b>	<b>\$40,470</b>	<b>\$43,881</b>	<b>8.4%</b>	

Source: CEDBR, BLS - QCEW

The median hourly wage in Montgomery County increased from \$14.80 in 2022 to \$17.13 in 2023.

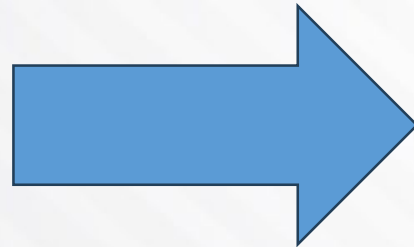
# Industry Growth Matrix

- **Purpose:** Illustrates relationship of employment to wage growth of concentrated industries
- **Upper right** quadrant indicates a booming industry environment
- **Size** of bubble indicates industry employment concentration
- **Growing wages without growing employment may signal tight labor markets**



# Get Involved: Join MCAC today!

Grab an application



Sign Up online:

<https://www.actioncouncil.com/membership/become-a-member>



## 2024 Member Information Form

Please complete the following information as you would like it to appear on the MCAC website and return the form to MCAC. Email to [admin@actioncouncil.com](mailto:admin@actioncouncil.com) or mail to PO Box 588 Independence, KS 67301.

Company Name: \_\_\_\_\_

Contact Name: \_\_\_\_\_ Title: \_\_\_\_\_

Street Address: \_\_\_\_\_

Mailing Address: \_\_\_\_\_

Principal City of Business (for Entities Not Selecting Separate Membership for Multiple Locations): \_\_\_\_\_

Phone: \_\_\_\_\_ Fax: \_\_\_\_\_

Email: \_\_\_\_\_ Website: \_\_\_\_\_

Number of Employees: \_\_\_\_\_

Brief Description of Company: \_\_\_\_\_

Desired Membership Level: \_\_\_\_\_ Investment amount: \_\_\_\_\_

Membership Level	Typical Membership	Investment
Prosperity Partner	Manufacturers, utility and energy companies	\$1,500 and up
Growth Partner	Large employers, construction companies & banks	\$1,000-\$1,499
Development Partner	Service industry, legal and medical offices	\$500-\$999
Investment Partner	Realtors, retail and restaurants	\$250-\$499
Sustaining Partner	Very small businesses	\$150-\$249
SBDC Partner	First year discounted rate for SBDC members	\$100
Friends of MCAC	Individuals	\$50 and up

Montgomery County Action Council Board of Directors' meetings are open to the public. Each meeting's agenda and site location are posted on our website and social media. Credit cards can be processed for membership payments. Let us know if you need an online invoice for credit card payments.