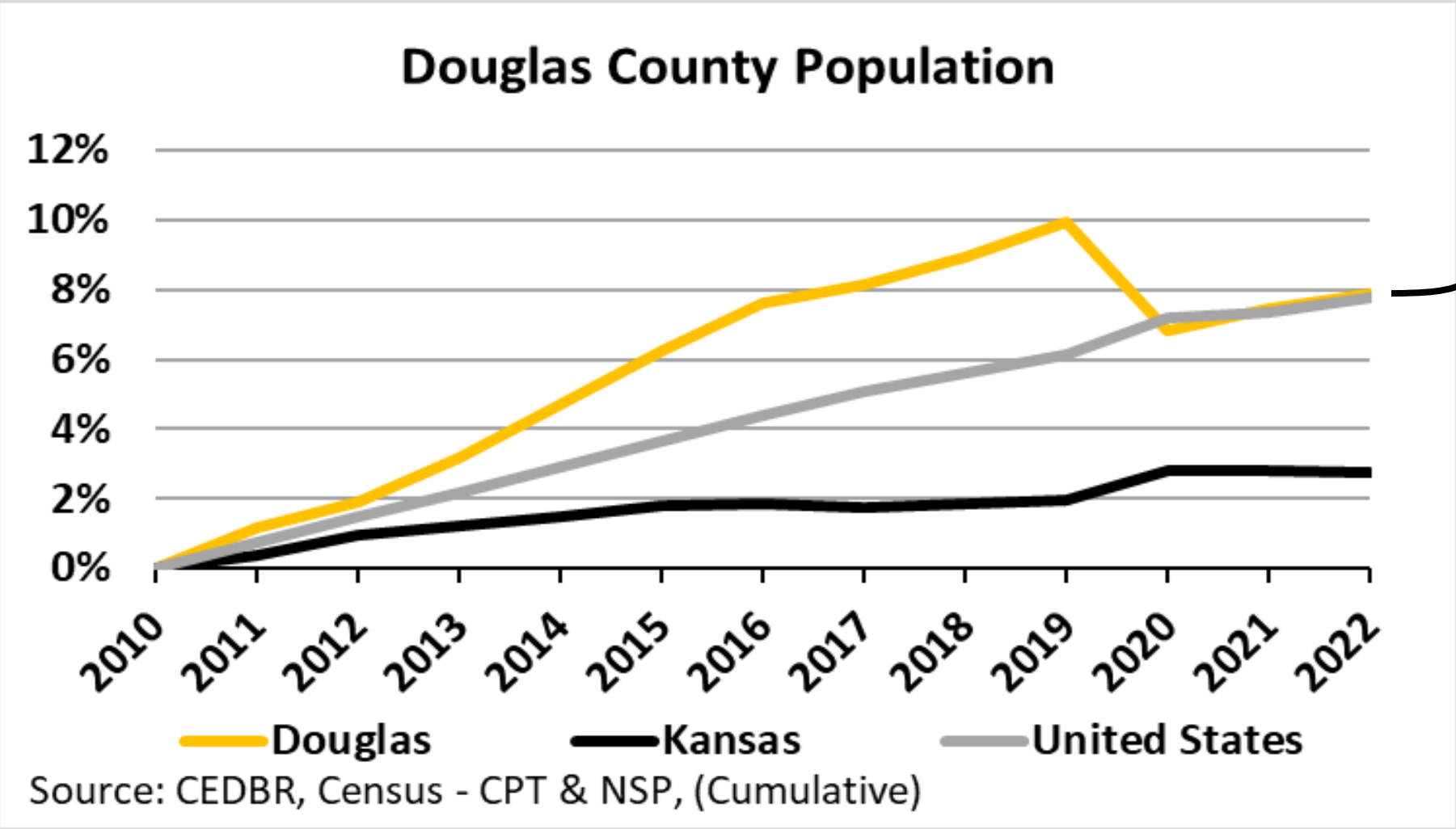




---

# Douglas County Economy

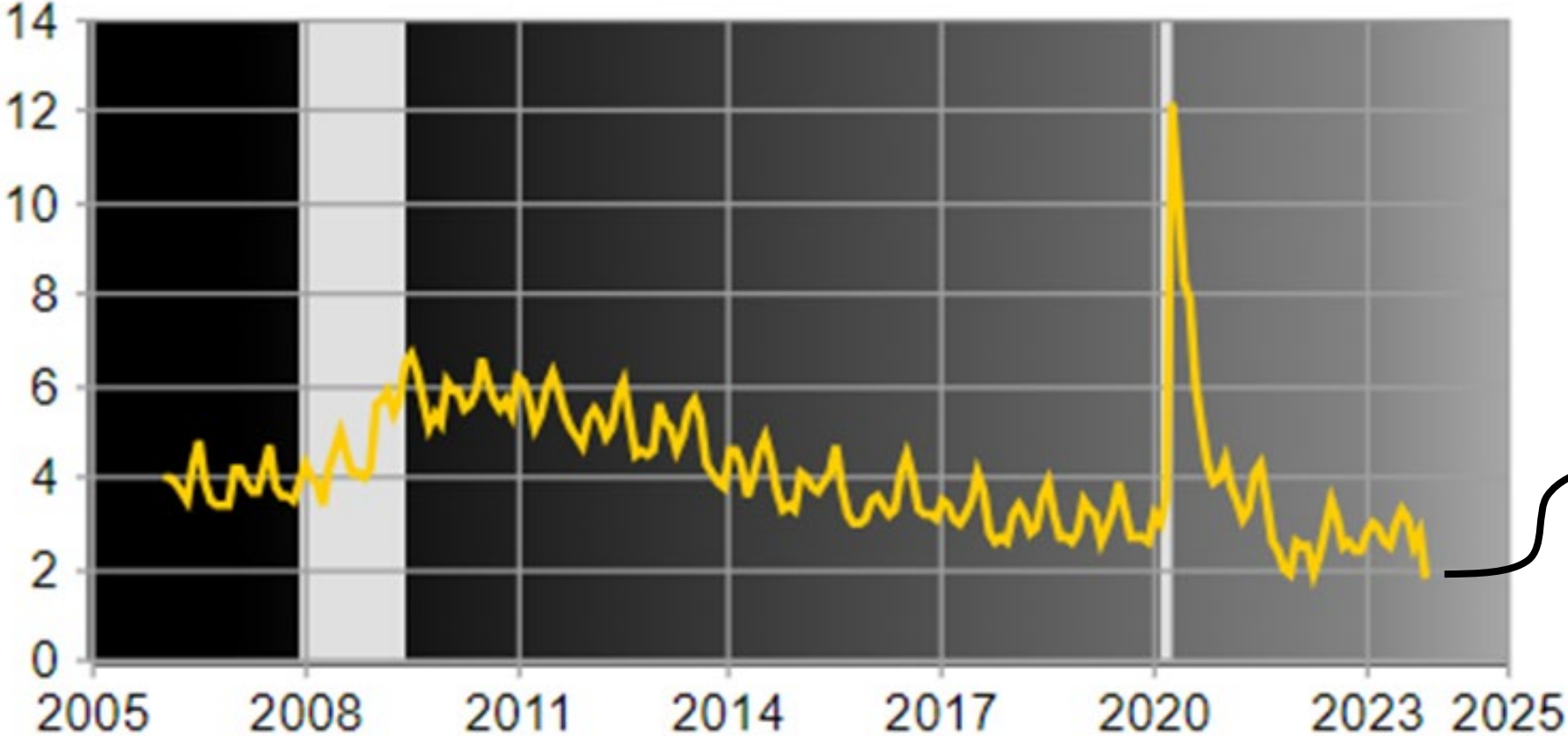
# Population Growth



Douglas County  
Population in 2022:  
119,964

# Unemployment Rate

Unemployment Rate - Douglas County, KS - Civilian Labor Force (not seasonally adjusted)

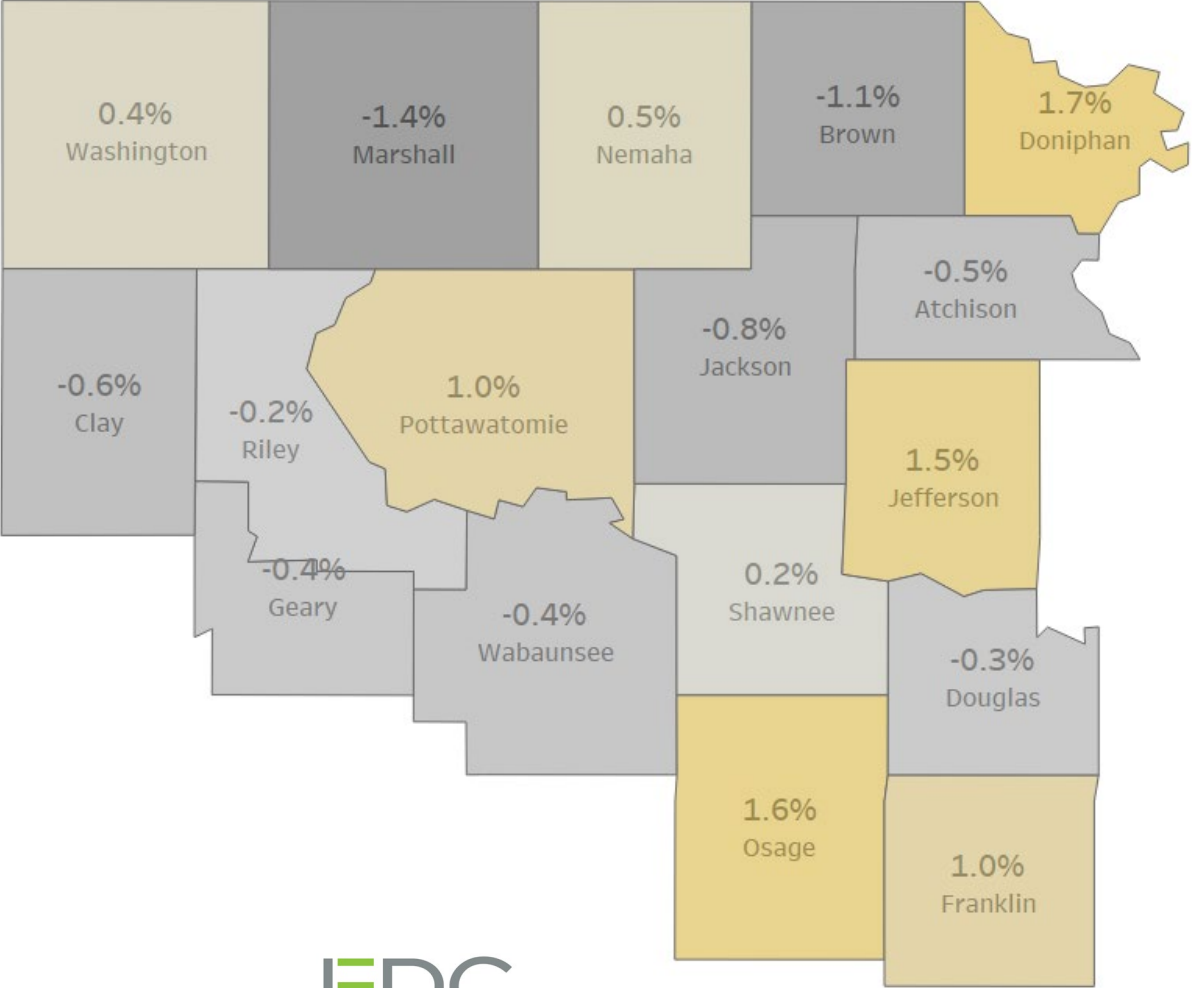


Latest  
Unemployment Rate:  
1.8%, Nov-2023

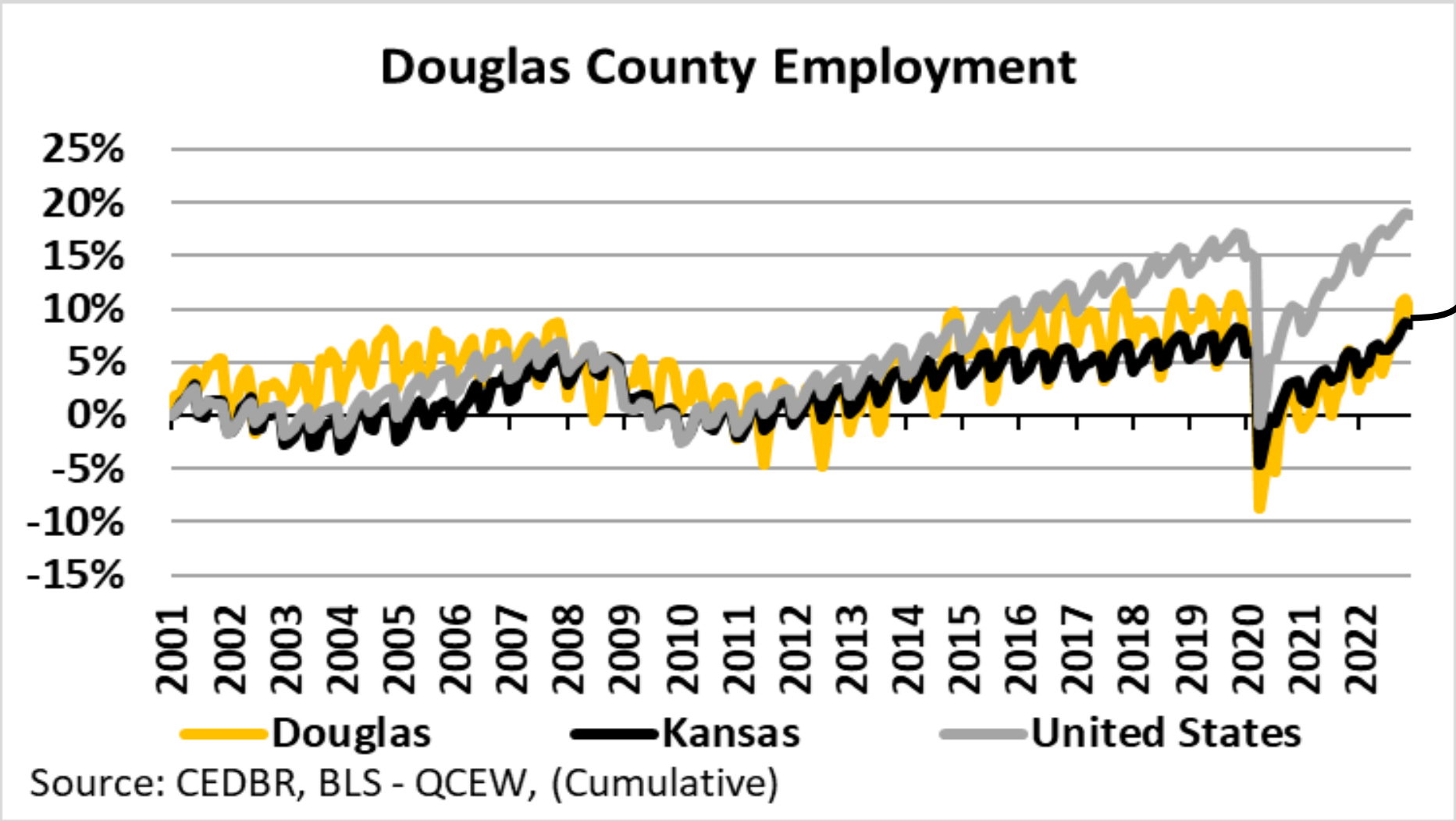
# Employment Growth

- Douglas County Employment Growth Rate 2017-2022 is -0.3%

Kansas Annualized Employment Growth - 2017-2022



# Employment Growth



Douglas County  
Employment  
Growth Rate from  
2021 to 2022: 4.1%



# Employment and Wage Growth by Industry

Employment by Industry						
Douglas County	Employment			Annual Pay		
Industry	2021	2022	Difference	2021	2022	Difference
Construction	1,789	1,804	0.8%	\$53,669	\$58,043	8.1%
Manufacturing	4,366	4,774	9.3%	\$58,882	\$60,947	3.5%
Trade, Transportation, and Utilities	7,287	7,409	1.7%	\$38,424	\$40,302	4.9%
Information	501	587	17.2%	\$59,272	\$69,130	16.6%
Financial Activities	1,613	1,674	3.8%	\$56,854	\$59,455	4.6%
Professional and Business Services	5,112	4,969	-2.8%	\$54,732	\$62,016	13.3%
Leisure and Hospitality	6,300	7,425	17.9%	\$18,747	\$19,712	5.1%
Other Services	2,178	2,170	-0.4%	\$40,661	\$43,385	6.7%
<b>Total, All Industries</b>	<b>46,467</b>	<b>48,382</b>	<b>4.1%</b>	<b>\$46,519</b>	<b>\$48,353</b>	<b>3.9%</b>

Source: CEDBR, BLS - QCEW

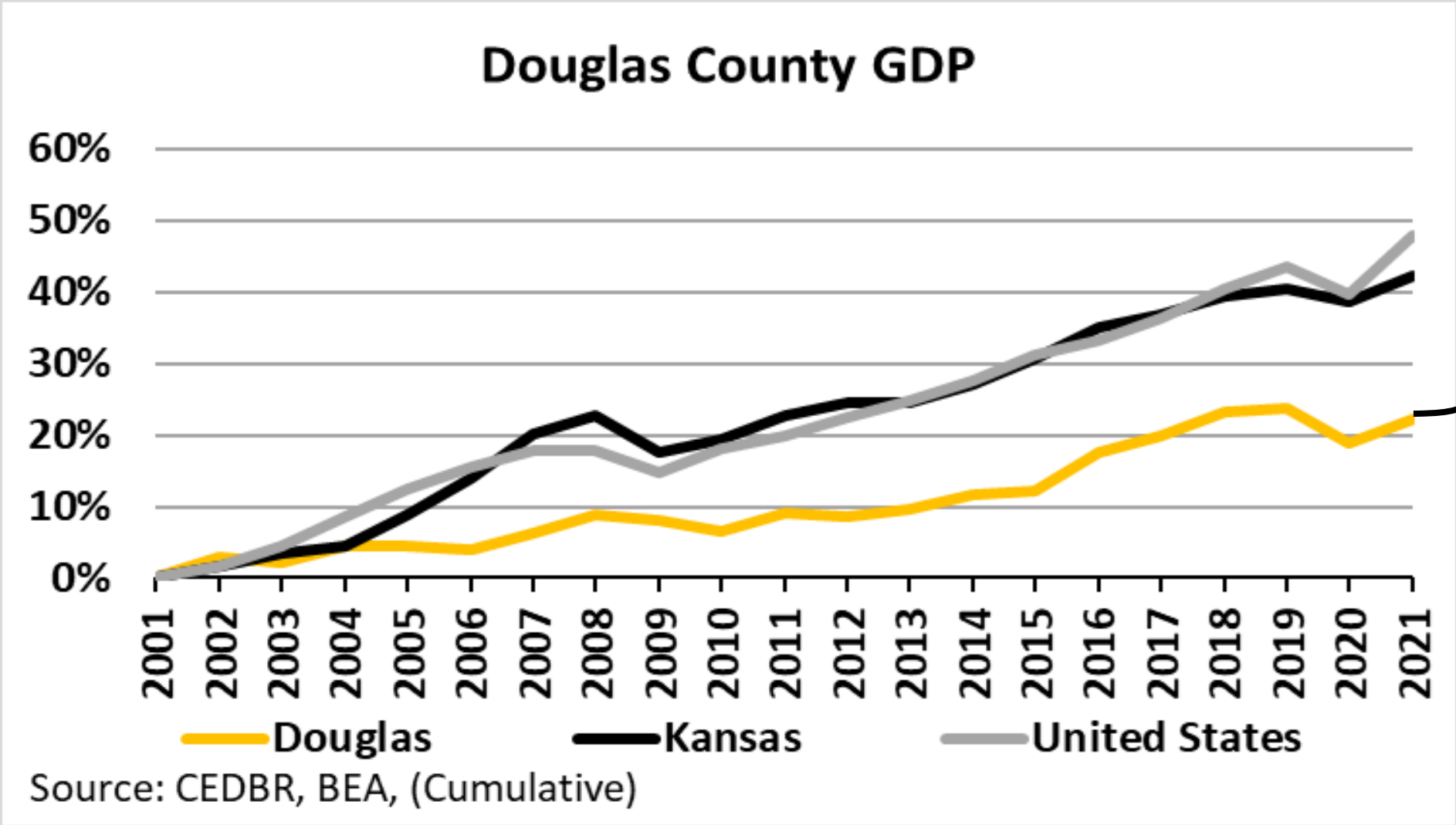
# Job to Job Salary Growth in Douglas County

---

- Data from Q3 2022 from US Census Bureau J2J Explorer
  - Job Changers from Kansas taking Jobs in Douglas County saw earnings grow at an annualized rate of \$4,080 per move across all sectors
  - In the manufacturing sector, for Kansans taking jobs in Douglas County, the annualized increase was \$6,060 per move
  - Job Changers are increasing wages by 8.4% (all Sectors) and 10% in Manufacturing



# GDP Growth

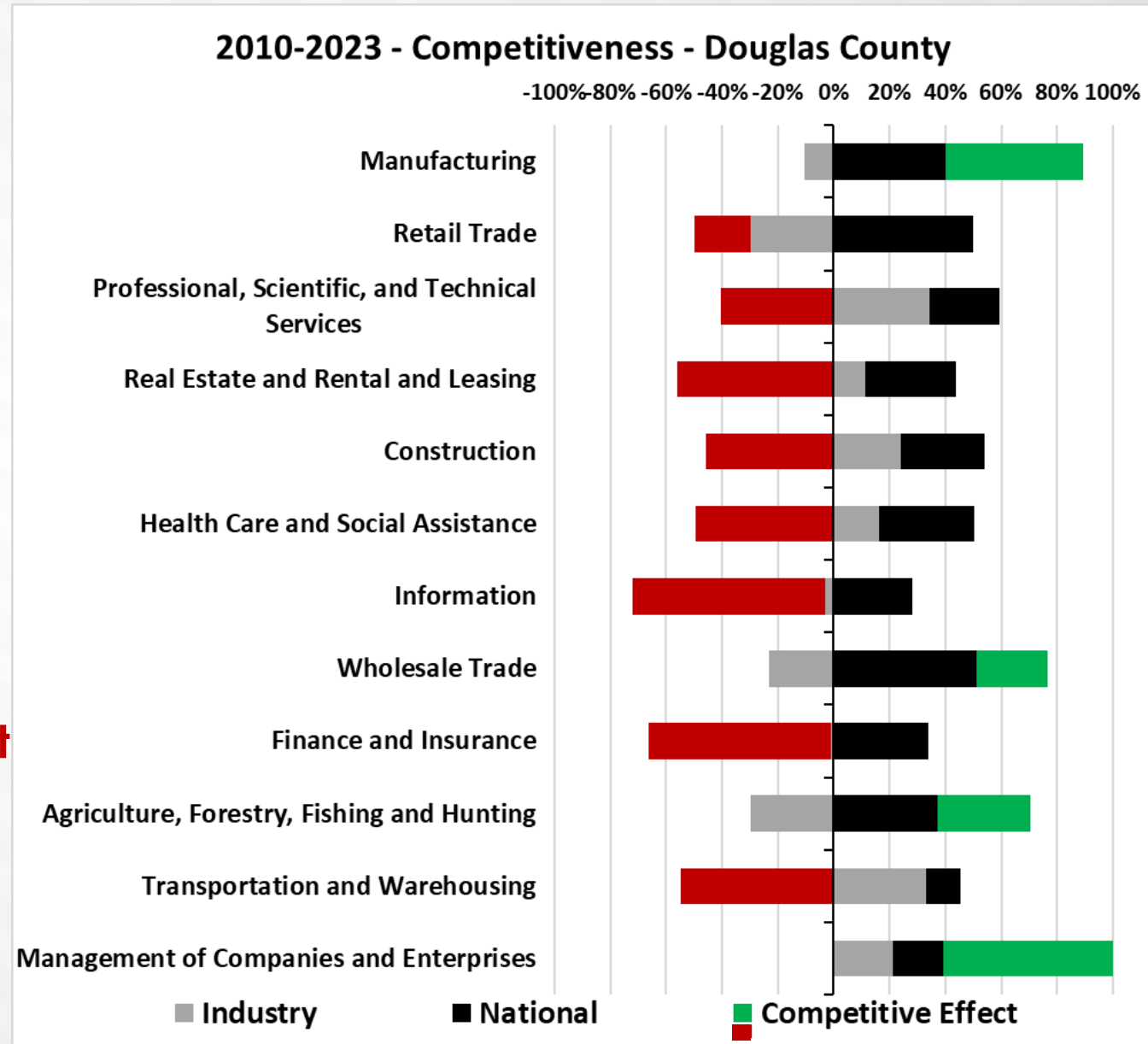


Douglas County  
GDP in 2021:  
\$4,520,477,000



# Shift Share

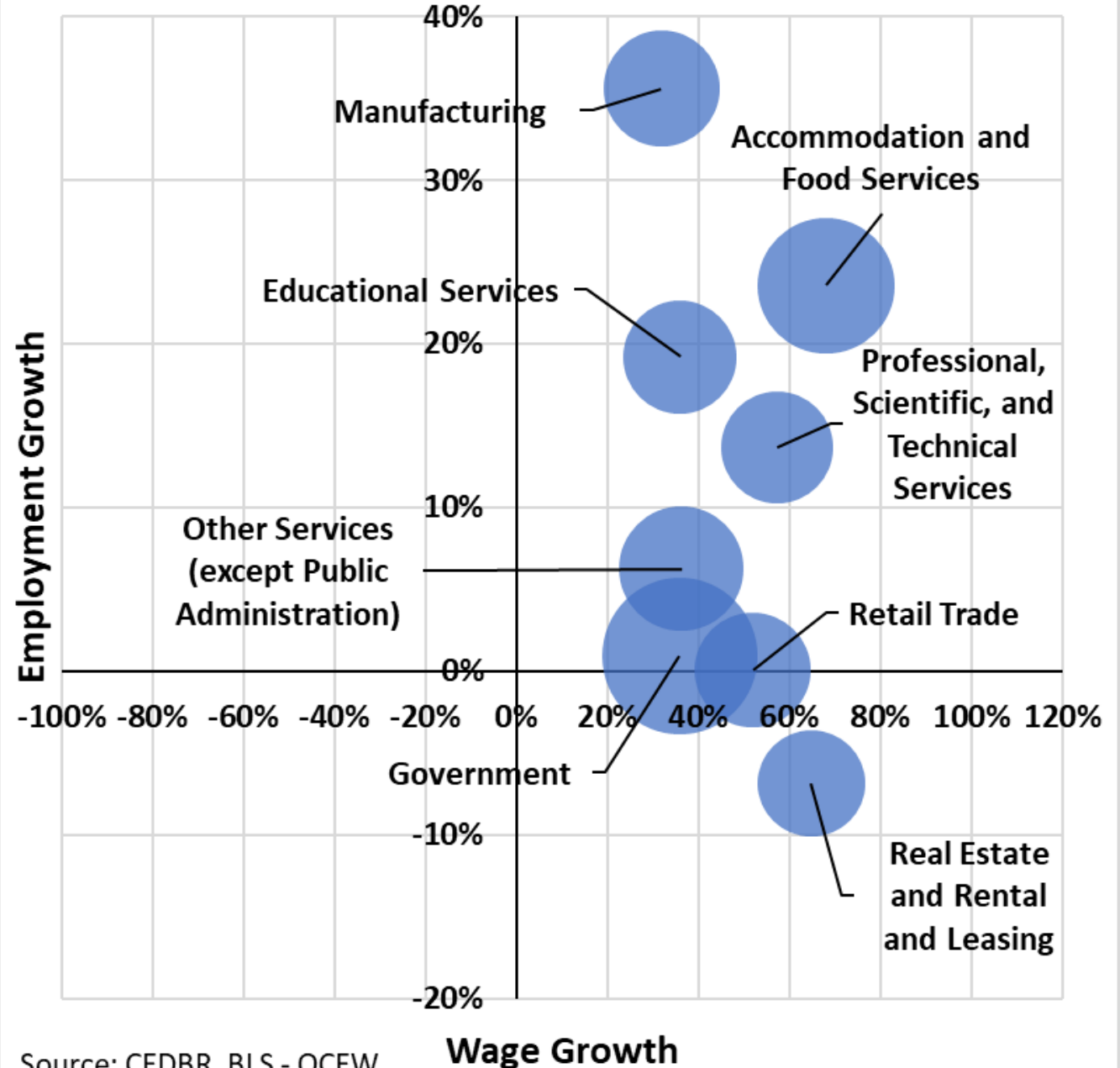
- **More detail** at: <https://kb.lightcast.io/en/articles/6957549-understanding-shift-share>
- **Purpose:** Highlights the regional competitiveness in certain industries
- Gray: **Industry Mix Effect** – Growth if the regional industry grew at the same rate as that same industry nationally
- Black: **National Growth Effect** – job growth an industry is expected to gain or lose according to the industry's national job growth
- Green/Red: **County Competitiveness Effect** – Difference between observed growth and the expected growth based on the Industry Mix and National Growth Effects.



# Industry Growth Matrix

- **Purpose:** Illustrates relationship of employment to wage growth of concentrated industries
- **Upper right** quadrant indicates a booming industry environment
- **Size** of bubble indicates industry employment concentration
- **Growing wages without growing employment may signal tight labor markets**
- **A tight labor market is not unique to Douglas County**

2010-2023 Growth Matrix - McPherson County



Source: CEDBR, BLS - QCEW

# Construction Industry Future Job Growth?

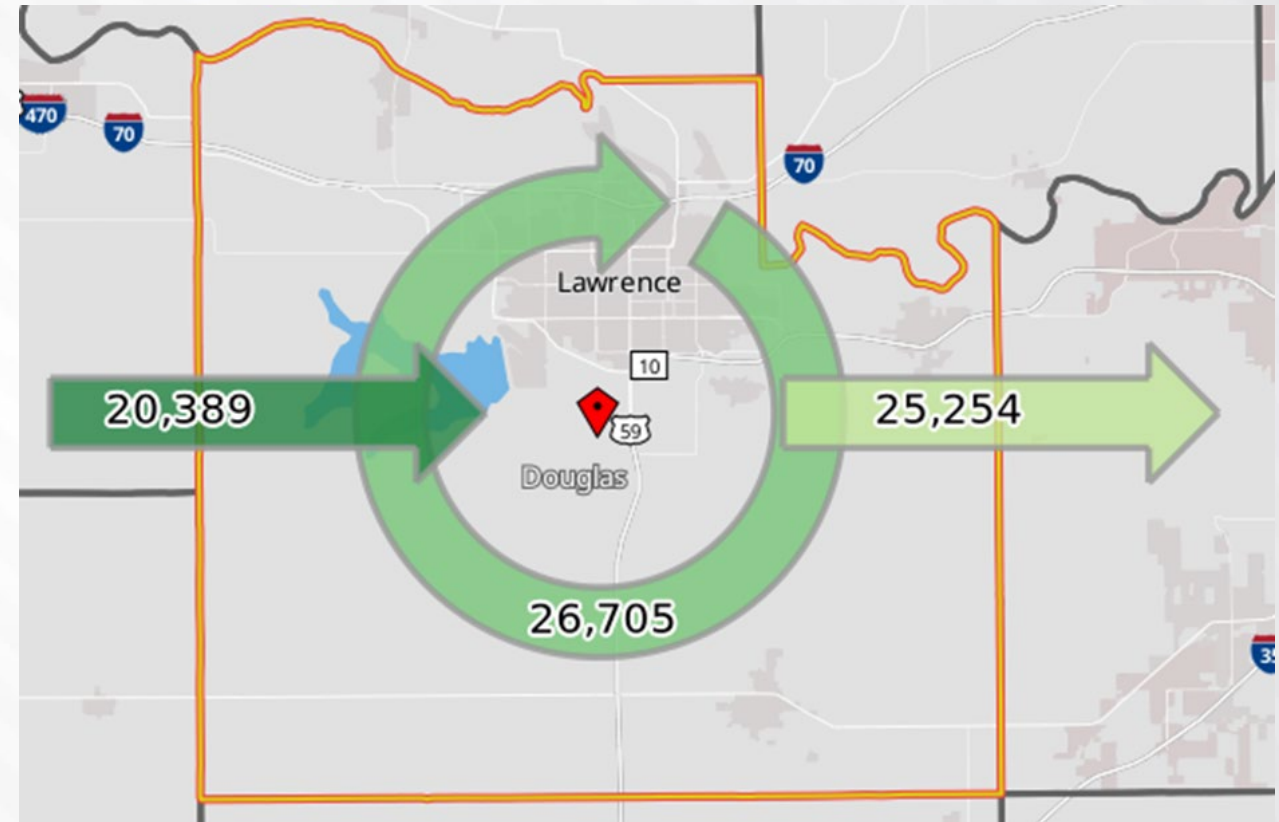
---

- Lawrence added 60-70 Million to its five-year Capital Improvement Plan (CIP)
- Most of this new funding is focused on fostering new development
- These funds should accelerate construction in Douglas County
- Also working to make the Lawrence development process more predictable



# Labor Force Inflow, Internal Flow, and Outflow

- Left: **Inflow** – How many people live outside Douglas County but commute in to work
- Center: **Intra-County Flow** – How many people both live and work in Douglas County
- Right: **Outflow** – How many people live in Douglas County but commute out to work
- 65-70% inflow and outflow to/from Douglas and Johnson counties
- Jackson (MO) and Wyandotte counties provide 8% of Jobs





# Labor Force: The Panasonic Impact

---

- Panasonic will likely have hired its top 600-800 employees by end of Q3 2024
- Hiring of line workers will begin late Q3 2024 and continue thru 2025
- They could experience an unusually high turnover
- Panasonic will have competitive wage rates. They implied they would be competitive with the new GM/UAW agreement.
- Current starting UAW wages are \$35.76 per hour or \$74,390 per year plus benefits (Detroit News 11/4/22)
- The UAW starting wage will increase 3% in 2024, 2025 and 2026. UAW members get a 5% increase in 2027 to over \$85,000 (Detroit News 11/4/22)